

Model No.: **FMR 4BP2**
 Description: **FMR Series Blind Plug**



Salient Features:

- Quick installation
- Used to cover Ø30.5mm hole
- IP65 protection
- Can be used for a panel thickness 1mm to 6mm
- All plastic raw material f1 UV stabilized as per UL746C
- HL3-R26 as per BS EN 45545-2

General Characteristics:

It consists of one FMR series Blind plug made of V0 grade material, rubber & metal lock ring. This unit can be fastened to Ø30.5mm hole metallic panel/enclosure with hand. Knurling is provided for better grip.

Available types	: NA
Degree of protection	: IP65 as per IEC 60529
Degree of Pollution	: 3
Applicable standards	UL508 IEC 60947-5-1 & 60947-5-5 CSA 22.2
Product Certification	CE

Mechanical Characteristics:

Function indicator		: NA
Terminal Capacity		: NA
Terminal marking		: NA
Terminal Torque	Nm	: NA
Contact material		: NA
Operation		: NA
Operating torque	Nm	: 2
Operating force	N	: NA
Positive operation		: NA
Conforming to IEC/EN 60947-5-1 Appendix K		
Operating travel	mm	: NA
Mechanical life		: NA
Ambient	°C	: -25 to +70
Storage	°C	: -25 to +40
Overall Dimensions with sketch (LXBXH)	mm	: Ø35X16.5

The drawing shows a cylindrical component with a diameter of 35 mm and a height of 16.5 mm. It features a top flange with a central hole, a middle section with a textured surface, and a bottom section with a spring-like structure.

Vibration resistance Conforming to IEC 60068-2-6	Hz	: Frequency 10Hz to 500Hz, Acceleration: 100m/s ² , Amplitude: 0.75mm, Sweep: 1 octave/min
Shock resistance Conforming to IEC 60068-2-27		: Half sine wave, Acceleration: 300m/s ² , Pulse: 11ms, 3 shock per axis, 12 shocks
Viewing Angle	°	NA
Optical Axial intensity	mcd	NA
Weight	gms	11

Electrical Characteristics of contacts:

Make & Break Capacity		: NA
Rated insulation voltage	V	: NA
Rated thermal current	A	: NA
Low power application		: NA
Short circuit protection		: NA
Dielectric Test	KV	: NA
Approvals regarding the part:		: UL
Approvals regarding the material		:
Polymeric parts		: UL-Recognized material
Rated Impulse Withstand		: NA
Polarity protection		: NA
Current Consumption	mA	: NA
Electrical Endurance		: NA

Accessories & codes:

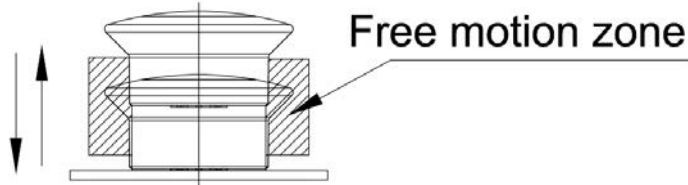
Ordering codes

The ordering code for this product is mentioned on the product as well as the primary packing.

FMR ↓ Flush Mounting Round	4BP ↓ Metal Clip on Series Blind Plug	2 ↓ Black
---	--	------------------------

Mounting Instructions:

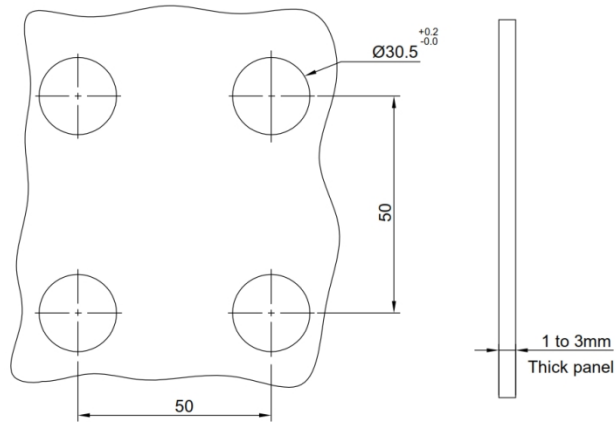
Safety regulations: This unit may be installed & commissioned by personnel who are familiar with current regulation for health & safety at work & accident prevention. Ensure local regulations are met especially those relating to safety. This is for use on flat surface of type 4X, 12 enclosure.



Ensure that this actuator will operate fully after installation. Failure to follow these will result in death or serious injury.

Mounting

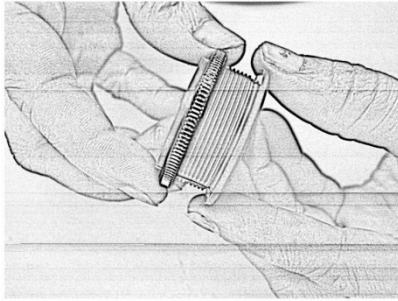
: Fixing Centers: 50mm X 50mm min.
Mounting Panel thickness: 1mm to 3mm




No of elements possible

NA


To install:



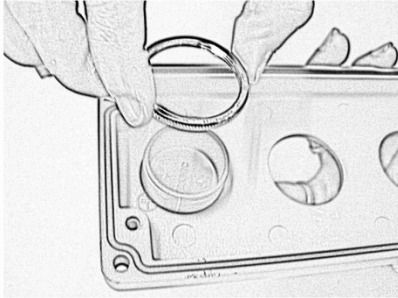
Remove the lock ring by turning in anticlockwise direction



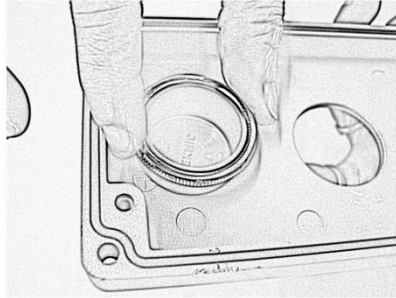
Insert the Blind plug in the Ø30.5 hole. Ensure that the rubber gasket is in place



Locate it properly

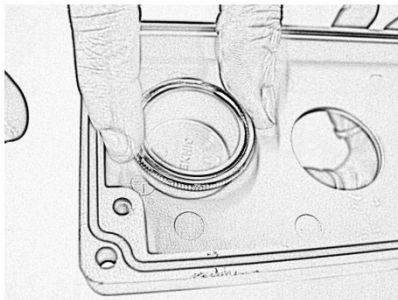


Insert the lock ring on the blind plug from back side of the panel

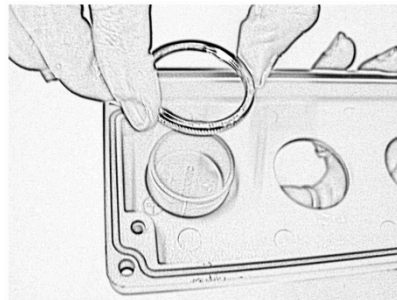


Tighten the lock ring with a torque of 2Nm


To uninstall:



Rotate the lock ring in anticlockwise direction.



Remove the lock ring from the blind plug



Remove the blind plug from the panel

If any more information is required, kindly contact our Marketing Department at +91-22-42532500 or email at ram.talreja@teknico.in