

Model No.: **6016A10**

Description: **Plastic Series One Way Control Station with Integral Canopy with Push to Stop & Pull to release Mushroom Emergency Stop Trigger Pushbutton**



Salient Features:

- Shrouded cover for Environmental protection
- Aesthetically elegant
- Robust Construction
- Simple to fix
- Safe operation
- Good flame resistance
- Prevention against accidental actuation
- Long life
- Push to Off Pull to release function
- For elevator function

General Characteristics:

It consists of box yellow cover black case fitted with one push to OFF, pull to release Mushroom Emergency Stop Trigger Pushbutton. Top of actuator is permanently marked 'PULL TO RELEASE'. It is provided with a shroud to prevent accidental actuation & and also as an environmental protection.

BOX: The box is made of ABS or PC FR. It is composed of a case and a cover, joined together with self tapping screws. When with all switching components and cable installed, it assures protection class IP65 as per IEC 60529 & 4X,12 as per UL50. Box bottom wall has openings for PG13.5 cable gland. The box can be permanently marked with legend as requested on cover & is resistant to water, mild solvents and wear out. It has two holes for the fixation of the panel to a concrete wall, suitable for usage with two 4 mm diameter screws and 2 wall dowels, part of the pit box supply. Box cover is stiff enough to prevent its breaking by the operating forces of the stop switch.

CONNECTORS: NA

STOP SWITCH: Refer Data Sheet for $\varnothing 22.5$ Plastic series Emergency Stop Red Actuator, Push to Stop, Pull to Release with trigger with Marking

ECOLOGICAL REQUIREMENT:

Teknic ensures the fulfillment of the following ecological requirements

Prohibited Substances:

The product shall not contain any hazardous substances restricted by RoHS Directive 2011/65/EC.

Substances to be avoided:

The use of hazardous substances is avoided: Chromium VI for metallic surface coatings, zinc layers and pigmented plastics

Available types



6017A10

Plastic Series One Way Control Station with Integral Canopy with Push to Stop & Turn to release Mushroom Stop actuator
Other types available on request.

Cover & case colors available on request

Degree of protection

: IP65 as per IEC 60529 & 4X,12 as per UL50

Degree of Pollution

: 3

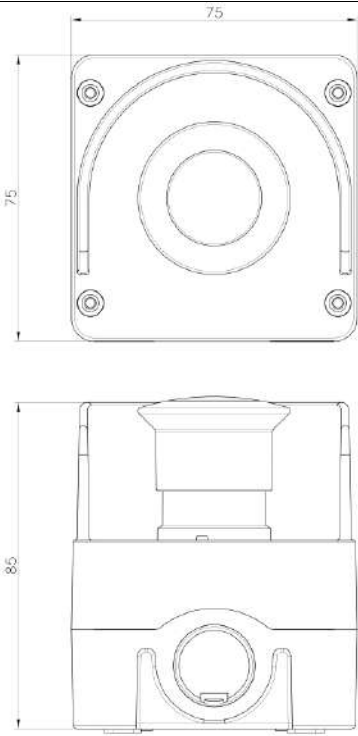
Applicable standards

UL508
IEC 60947-5-1 & 60947-5-5
CSA 22.2

Product Certification



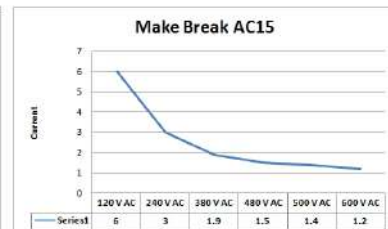
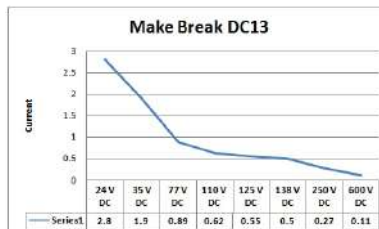
Mechanical Characteristics:

Function indicator		: Other marking can be provided on request
Terminal Capacity of contact block		: Maximum 2X1.5mm ² or 1X 2.5mm ² : Minimum 1X0.5mm ²
Terminal marking on contact block		: 1NC 2 & 3NO 4
Terminal Torque on contact block	Nm	: 0.8 Screw head compatible with Posidrive or Phillips screw driver
Contact material of contact block		: Brass terminal, Silver rivet gold plated (Low Voltage application)
Operation of contact block		: Slow make/break
Operating torque	Nm	: 0.8
Operating force of Emergency Stop	N	: 14-20
Positive operation Conforming to IEC/EN 60947-5-1 Appendix K		: All functions incorporating a NC contact are positive opening operation
Operating travel	mm	: 5
Mechanical life		: Element: over 2 million operations : Mushroom Stop Actuator: 0.1 million operations
Ambient	°C	: -25 to +70
Storage	°C	: -25 to +40
Overall Dimensions with sketch (LXBXH)	mm	
Vibration resistance Conforming to IEC 60068-2-6	Hz	: Stop Pushbutton 8g acceleration; frequency 40-500Hz
Shock resistance Conforming to IEC 60068-2-27		Stop Pushbutton 3 shocks at 15g acceleration & 11ms; total 18 shocks.
Viewing Angle	°	NA
Optical Axial intensity	mcd	NA
Weight	gms	170

Electrical Characteristics of contacts:

Make & Break Capacity

: AC15: 415VAC, 4A
 DC13: 0.5A, 110VDC
 As per CSA C22.2 no. 14-05, UL 508: A600, Q600



Electrical rating (for 1 million operation cycles at 3600 cycles per hour, load factor 0.5)

AC15
 V 24 120 230
 A 4 3 2
 DC13
 V 24 110
 A 0.5 0.2

Rated insulation voltage

V : 500

Rated thermal current

A : 10

Low power application

: Gold plated contact elements for low voltage low current switching circuits , <25mA

Short circuit protection

: 10A HRC cartridge fuse, rated for resistive loading

Dielectric Test

kV : 2.5

Approvals regarding the part:

: UL, CE

Approvals regarding the material

Polymeric parts

: UL-Recognized material

Rated Impulse Withstand

kV : 4

Polarity protection

: NA

Current Consumption

mA : NA

Electrical Endurance

: Conforming to IEC/EN 60947-5-1 Annexure C

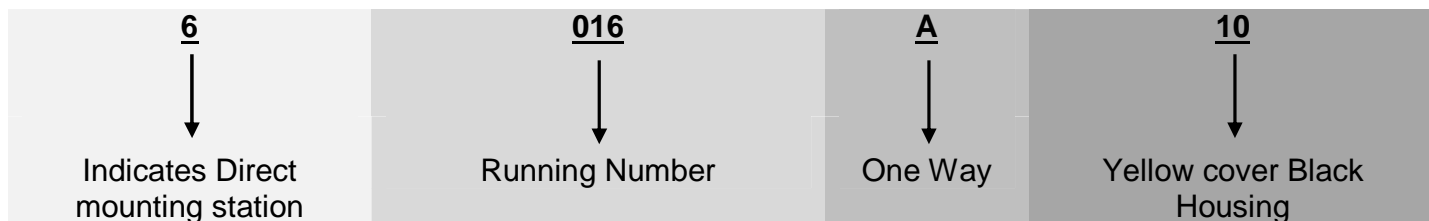
Contact resistance

m : <10

Accessories & codes:

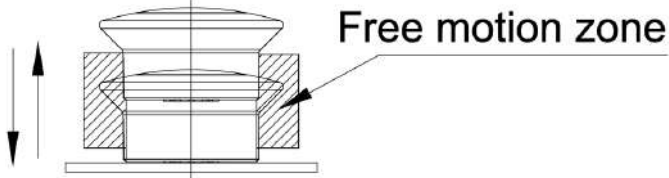
NA

Ordering codes



Mounting Instructions:

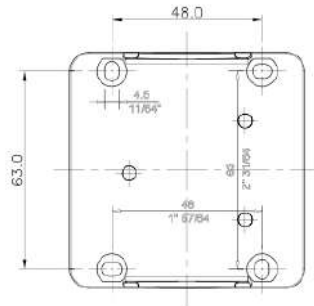
Safety regulations: This unit may be installed & commissioned by personnel who are familiar with current regulation for health & safety at work & accident prevention. Ensure local regulations are met especially those relating to safety. This is for use on flat surface of type 4X, 12 enclosure.



Ensure that this actuator will operate fully after installation. Failure to follow these will result in death or serious injury.

Mounting

: Fixing Centers

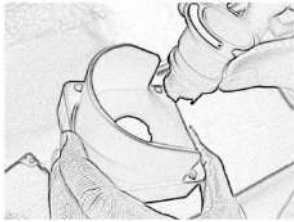


Bottom View

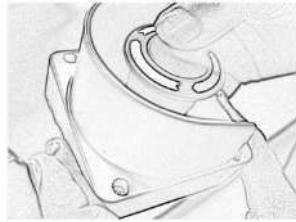
No of elements possible

: NA

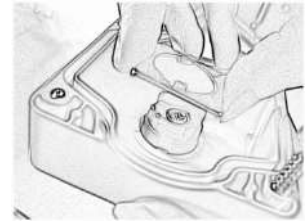
To install:




Insert the actuator in the cover hole



Locate it with the knotch provided



Place the metal plate with pointed edges facing upwards



Insert the Lock ring



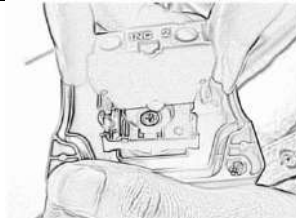
Tighten it with a torque of 2Nm



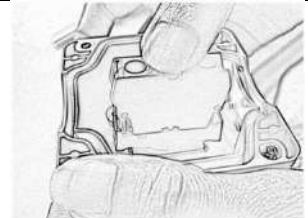
Place the bracket on the holder



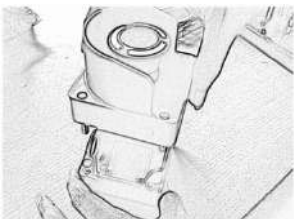
Press fit it to hear a click sound



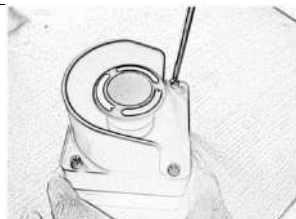
Assemble the element to the bracket



Press it to assemble it

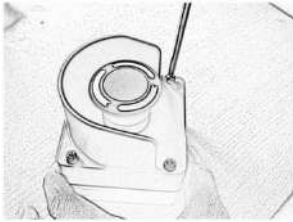


Place the cover on the housing

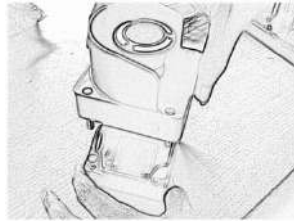


Tighten the screws with a torque of 0.8Nm.
Tighten all the screws with equal torque. Do not overtighten them as they would slip.

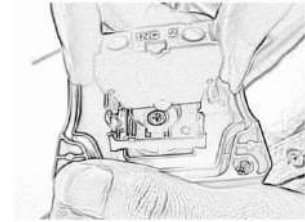
To uninstall:



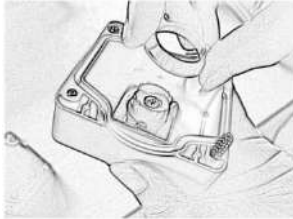
Loosen the screws with a screw driver



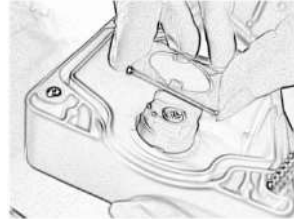
Remove the cover



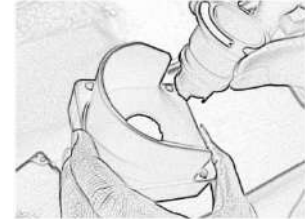
Remove the clip on element



Remove the lock ring by turning it anticlockwise



Remove the metal plate



Remove the actuator

If any more information is required,
kindly contact our Marketing
Department at
+91-22-42532500 or
email at ram.talreja@teknico.in