

Model No.: **3PSRP0010K01**

Description: **Ø22.5 Plastic Mono block Series 10k P0.75W, Linear Potentiometer**



Salient Features:

- Quick installation
- Safe operation
- Robust design
- Aesthetically elegant
- 0-10K resistance
- 0.75W at 70°C (conductive plastic)
- IP65 as per IEC 60529
- Mechanical endurance 50000 cycles
- 270° ±15° travel

General Characteristics:

It is a mechanically actuated variable resistor with three terminals. Two of the terminals are linked to the ends of the resistive element & the third is connected to a mobile contact moving over a resistive track. It is a plastic series potentiometer for use in a panel cutout of Ø22.5mm of thickness 1 to 6mm. It has IP65 as degree of protection. It is fixed to the panel with a plastic lock ring.

Available types	: NA
Degree of protection	: IP65 as per IEC 60529
Degree of Pollution	: 3
Applicable standards	: IEC 60947
Product Certification	: CE

Mechanical Characteristics:

Function indicator		: White marking on the knob
Terminal Capacity		: 0.5...2.5mm ² (solid & stranded)
Terminal marking		: Z1 1 Z2
Terminal Torque	Nm	: 0.5
Contact material		: Tin plated Electrolytic Copper (ECu) : Clamp Spring material: Chrome nickel spring steel (Cr Ni)
Operation		: Linear variable
Operating torque	Ncm	: 0.5 to 2
Operating force	N	: NA
Positive operation		: NA
Conforming to IEC/EN 60947-5-1 Appendix K		
Operating travel	mm	
Mechanical life		: 0.05 million operations
Ambient	°C	: -25 to +70
Storage	°C	: -25 to +40
Overall Dimensions with sketch (LXBXH)	mm	
Vibration resistance Conforming to IEC 60068-2-6	Hz	:
Shock resistance Conforming to IEC 60068-2-27		:
Viewing Angle	°	NA
Optical Axial intensity	mcd	NA
Weight	gms	: 29

Electrical Characteristics of contacts:

Make & Break Capacity (Rating)		: NA
Rated insulation voltage	V	: 250
Rated thermal current	A	:
Low power application		: NA
Protection against electric shock		:
Dielectric Test	V	: 1750 V _{RMS}
Approvals regarding the part:		: CE
Approvals regarding the material		:
Polymeric parts		: UL-Recognized material
Rated Impulse Withstand	V AC	: 4000
Polarity protection		: NA
Current Consumption	mA	: NA
Electrical Endurance		: 1000h at rated power 90'/30' temperature 70°C

Accessories & codes:

Spanner P2/P6SPNR



Ordering codes

The ordering code for each product is marked on each product. The primary packing box also mentions the ordering code of the material it holds.

3PS ↓	RP ↓	0010K ↓	01 ↓
Ø22.5 Plastic Mono block series pushbutton switch	Rotary Potentiometer	Rating 10k	Number of turns offered e.g. 01 or can be 10

Mounting Instructions:

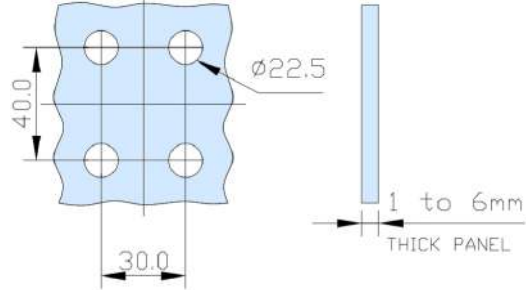
Safety regulations: This unit may be installed & commissioned by personnel who are familiar with current regulation for health & safety at work & accident prevention. Ensure local regulations are met especially those relating to safety. This is for use on flat surface of type 4X, 12 enclosure.

Ensure that this actuator will operate fully after installation. Failure to follow these will result in death or serious injury.

Mounting Instructions (Contd.):

Mounting

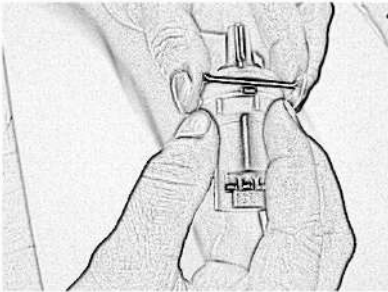
: Fixing Centers: 40mm X 30mm Min.
: Mounting Panel thickness: 1mm to 6mm



No of elements possible

: NA

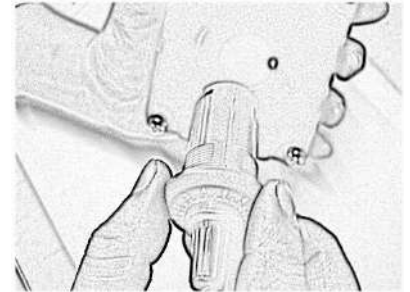
To install:




Turn lock ring anticlockwise & remove it



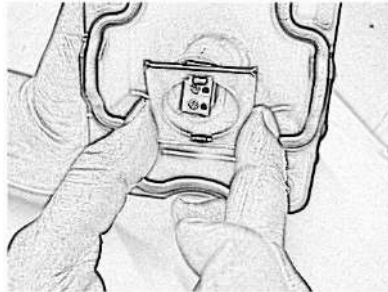
Remove the anti-rotational plate



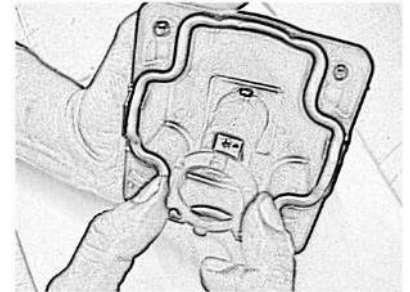
Assemble the potentiometer in Ø22.5 cutout front side. Ensure that the rubber belt ring is in place. Caution: Failure to assemble this will cause the ingress protection to fail.



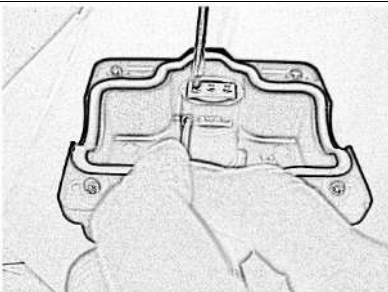
Position the potentiometer marking according to your requirement



From the rear side of the panel, slide the anti-rotational plate with the sharp corners pointing upwards.

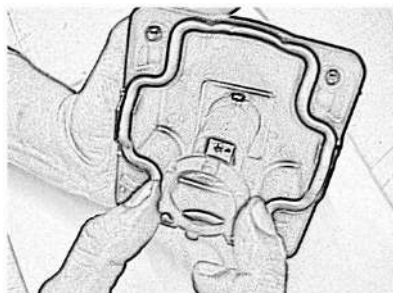


Assemble the lock ring back & tighten it with Spanner P2/P6SPNR with a torque of 2Nm in clockwise direction.

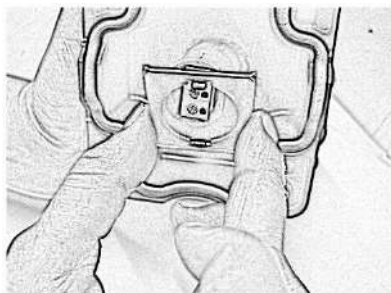


The potentiometer is ready for wiring

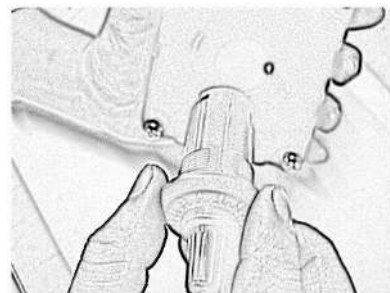
To uninstall:



From the rear side of the panel, remove the lock ring by turning in anticlockwise direction



Remove the anti-rotation plate



Remove the potentiometer from front of the panel

If any more information is required, kindly contact our Marketing Department at +91-22-42532500 or email at ram.talreja@teknico.in